

Surface-mounted ceiling luminaires



Features

- High lumen flux is able to replace the mercury lamps.
- Eco-friendly LED technology along with high energy efficiency and free of maintenance.
- Surface-mounted installation.
- Precise optical design creates smooth light distribution.
- Optimal thermal management guarantees a long lifespan.
- No UV or IR radiation in the light beam.

Applications

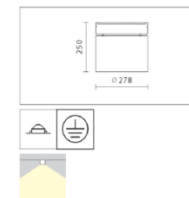
- Surface-mounted ceiling light provides general lighting for high ceiling spaces, such as commercial stores, restaurants, theaters, and meeting offices.



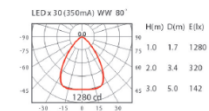
WA-616R
LED x 30 (350mA)



WA-616R



Luminaire: die-cast aluminium, powder-coated.
Housing: aluminium, powder-coated.
Lampshade: safety glass.
LED: OSRAM LED 30pcs (350mA)
LED color: CW NW WW
Color: WH BK SY



Surface-mounted ceiling luminaires



Features

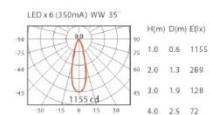
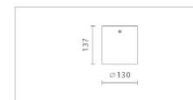
- Eco-friendly LED technology with high energy efficiency and free of maintenance.
- Precise optical design creates smooth light distribution.
- Optimal thermal management guarantees a long lifespan.
- No UV or IR radiation in the light beam.

Applications

- Recessed downlight and surface-mounted ceiling light provides general lighting for high ceiling space.



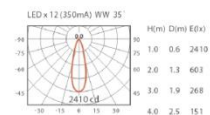
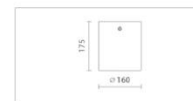
WA-982R



Housing: aluminium, powder-coated.
Lampholder: die-cast aluminium, powder-coated.
Darklight reflector: aluminium, anodized.
LED: OSRAM LED 6pcs (350mA)
LED color: □ CW ■ NW ■ WW
Color: □ WH ■ BK



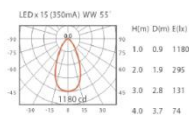
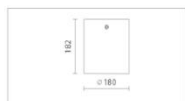
WA-983R



Housing: aluminium, powder-coated.
Lampholder: die-cast aluminium, powder-coated.
Darklight reflector: aluminium, anodized.
LED: OSRAM LED 12pcs (350mA)
LED color: □ CW ■ NW ■ WW
Color: □ WH ■ BK



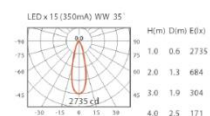
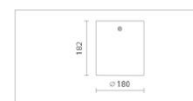
WG-984AR



Housing: aluminium, powder-coated.
Lampholder: die-cast aluminium, powder-coated.
Darklight reflector: aluminium, anodized.
LED: OSRAM LED 15pcs (350mA)
LED color: □ CW ■ NW ■ WW
Color: □ WH ■ BK



WA-984R



Housing: aluminium, powder-coated.
Lampholder: die-cast aluminium, powder-coated.
Darklight reflector: aluminium, anodized.
LED: OSRAM LED 15pcs (350mA)
LED color: □ CW ■ NW ■ WW
Color: □ WH ■ BK

Pendant luminaires

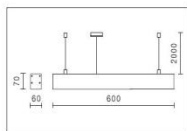
Lamps Parameters/Photometric Curve



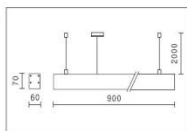
Housing: aluminium, powder-coated.
Lampshade: acrylic, matte.
Suspension: steel, silver.
Lamp: T5 G5
Color: WH SV FR



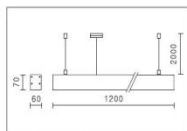
HPT-T5114



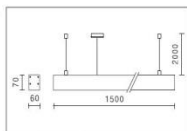
HPT-T5121



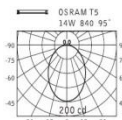
HPT-T5128



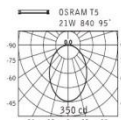
HPT-T5135



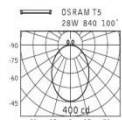
Photometric Curve 95° 100° 95°



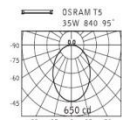
HPT-T5114



HPT-T5121



HPT-T5128



HPT-T5135

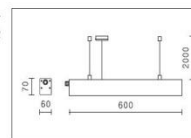
Lamps Parameters/Photometric Curve



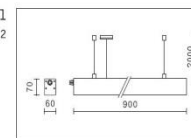
Housing: aluminium, powder-coated, with dimmer.
Lampshade: acrylic, matte.
Suspension: steel, silver.
Lamp: T5 G5
Color: WH SV FR



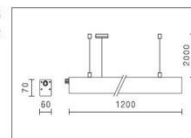
HPT-T5D214
14Wx2



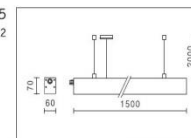
HPT-T5D221
21Wx2



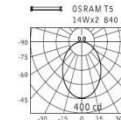
HPT-T5D228
28Wx2



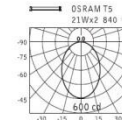
HPT-T5D235
35Wx2



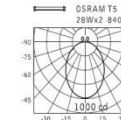
Photometric Curve 95° 100° 95°



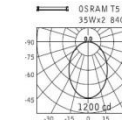
HPT-T5D214



HPT-T5D221



HPT-T5D228



HPT-T5D235